

**Oconee District
2008 Fall Camporee
“Survivorman”**



**7-9 November 2008
Piedmont Forestry Education Center
130 Piedmont Nursery Road
Tamassee, SC 29686**



Camporee Facts

Theme: *Survivorman*. The Piedmont Forestry Education Center in northwestern Oconee County provides Patrols and Dens a fabulous wide-open backdrop to live for two days and learn about Scout skills. Emphasis is on Emergency Preparedness, First Aid, and Wilderness Survival Merit Badges. Instruction in the morning will not be scored while activities in the afternoon will be judged on a competition based mostly on the above-stated merit badges.

We encourage each patrol to have regular patrol meetings before the Camporee. In two to four patrol meetings, depending on their length, the patrol can discuss, plan, and practice for most of the events. This will encourage patrol teamwork in addition to helping the younger scouts in their advancement to First Class and merit badge requirements. Older scouts can use this to complete some merit badge requirements such as the teaching a skill to younger scouts in the Communications merit badge.

When: Friday, Saturday, & Sunday, 7-9 November 2008. Check-in and registration will begin at 1400 on Friday. Camp will break up after the devotion service on Sunday (approximately 1100).

Where: Piedmont Forestry Education Center north of Hwy 11. See map attached to this packet. Simply put: Drive about 8 miles east on Hwy 11 from West Union until you come to Becca's Kitchen on left and Cheohee Valley Rd (SC-S-39-172). Turn left and follow this road for 5.7 miles. Turn left at sign for Piedmont Education Center and proceed to bottom of hill. Bear left as you enter large flat area and drive to parking lot in front of building (1/4 mile). Headquarters is in a shelter in the large field surrounded by short trees. Register here and get campsite reservation.

Parking: Please keep vehicles off the fields. You may unload your vehicles near your assigned site but we ask that **all vehicles** be moved to the Parking Lot on the far side of the Forestry Education Center. We will use the near side around the flagpole as an assembly area, so do not park there. Trailers may be kept off the road near your site.

Registration: Troop (Den) representatives (Scoutmaster (Den Leader) and SPL) will need to come to the headquarters (in the pavilion – see map) area to register the troop. Bring the attached Troop or Pack attendance form filled out for leaders and scouts. Please check in and register as soon as you can after 1630. Although Webelos dens will be associated with troops, they will camp separately and must have proper adult ratio at all times. Dens visiting for the day may participate in the Webelos events but they need to arrive by 0830 on Saturday.

Registration Fees: (Subject to change) Registration fees are \$7.00 per scout of adult for the weekend. For Webelos, scouts and adults visiting on Saturday only, the fee is \$5.00. Make checks payable to Boy Scouts of America or have sufficient cash.

Other items-water and fires: Water is available at the camp area. Portable latrines are provided. Webelos dens will be associated with troops and will have proper adult ratio at all times. Adult leaders and Senior Patrol Leaders should plan to attend the cracker barrel on Friday night. Open fires are not allowed, you must use stoves or charcoal on removed sod (please replace).

CAMPOREE SCHEDULE OF EVENTS

Friday, 7 November 2008

1400 Check-in and registration begins
 2100 Crackerbarrel for SPLs and adult leaders
 2200 Taps

Saturday, 8 November 2008

0700 Reveille and commence breakfast (we suggest a quick breakfast this day)
 0815 Event staff meeting
 0830 Flag Ceremony, Announcements (wear work clothes)
 0845 Begin Training Event Phase 1
 0945 Begin Training Event Phase 2
 1045 Begin Training Event Phase 3
 1145 Noon Assembly
 1200 Dismiss assembly to lunch (a simple lunch is suggested, due to time restrictions.)
 1345 Free time ends – Commence practical exercise.
 1645 Practical exercise ends, return to camp. Collect score sheets (Go/NoGo) for patrol and individual efforts.
 1730 Commence evening meal prep
 1900 Complete evening meal and cleanup
 1930 Assemble for campfire (Skits, songs, cheers, announcements, Scouter's message)
 2100 Campfire complete, return to campsites.
 2115 Crackerbarrel for SPLs and adult leaders
 2200 Taps

Sunday, 9 November 2008

0700 Reveille and commence breakfast
 0830 Breakfast and cleanup complete. Score sheets returned for individual instruction period.
 0845 Individual instruction period begins (All Scouts and Scouters should have on uniform by this time)
 1000 Instruction period over; march to service; SPL/PLs return score sheets to staff.
 1015 Devotion Service – Billy Boggs
 1045 Announcement and Congratulations
 1100 Assembly dismissed – Break camp and cleanup
 1200 Camporee ends **All Troops Must Have Departed By This Time**

2008 Fall Camporee Events

Details and Scoring

Some preliminary details:

Patrols/dens should have at least four members if possible. Troops are encouraged to combine patrols as needed to attain that minimum number. Each of these events takes about 50 minutes so please show up on time.

Each patrol should have a Scout Handbook; also First Aid, Emergency Preparedness, and Wilderness Survival Merit Badge Pamphlets.

Each troop should have a Scout Fieldbook available for its patrols to share.

Each patrol must have paper and pencil for some events.

Scoring and Ribbons

All events are done at the patrol/den level with the exception of the Campsite inspection (see below). **Webelos den campsites will not be inspected** since adults are in charge of cooking and other details which are not yet at the scout level. There will be no individual event ribbons. Patrols will be issued a Proficiency Ribbon based upon demonstration of skills at Saturday's events.

Campsite Inspection (Troops ONLY; Webelos dens sites not inspected)

100 points will be possible for this event. This event will be evaluated by the Unit Commissioners during the day. Troops will be graded as a whole. Inspection based on campsite layout, site cleanliness, kitchen cleanliness, tents properly pitched, flags displayed, etc. See inspection sheet attached.

Oconee District Fall Camporee 2008

INSPECTION SCORE SHEET for TROOP/PATROL OPERATION & CAMPSITE

The intent of the campsite inspection is to measure how well the unit is implementing the Boy Scout Methods (especially the PATROL METHOD and BOY LEADERSHIP) and is adhering to the BSA policies and procedures.

(Sample scoring for item with 5 points max: **0** = absent, **1-2** = some present or severely deficient, **3-4** = average good, **5** = all exemplary)

Troop number: _____ Inspector(s): _____

Function and Criteria

Troop Management and Campsite general organization: (30 points)

Points

Friday night curfew is enforced (Taps) (campsite is quiet after "lights out" bed-time)	1 2 3 4 5
Unit sign or other identification for campsite besides Troop flag	1 2 3 4 5
Flags are displayed -- USA & Troop flags	1 2 3 4 5
Activity Schedule is posted	1 2 3 4 5
Leadership assignments are posted	1 2 3 4 5
Troop and Patrol Roster posted	1 2 3 4 5

Patrol method: (15 points)

Patrols have separate areas	1 2 3 4 5
Tents or other shelters are organized & properly pitched	1 2 3 4 5
Patrol sites are organized	1 2 3 4 5

Safety: (25 points)

Troop First aid kit is present and its location is clearly marked	1 2 3 4 5
Axe yard and other tools are properly marked, controlled, and stored	1 2 3 4 5
Fire-guard plan is completed and posted	1 2 3 4 5
Chemical fuels are properly stored and identified	1 2 3 4 5
Fire suppression equipment is present and easily available	1 2 3 4 5

Food Preparation and Sanitation: (30 points)

Duty rosters are posted	1	2	3	4	5
Menus are posted	1	2	3	4	5
Dishes & utensils are properly stored (neat, clean, protected from damage)	1	2	3	4	5
Food and water is properly stored to prevent contamination, and spoilage	1	2	3	4	5
Cooking areas (tables, stoves, coolers, fire places, etc) are organized and clean	1	2	3	4	5
Garbage disposal in evidence for each patrol	1	2	3	4	5

TOTAL POINTS (100 possible) _____

General Comments:

Troop Attendance Form

Oconee District 2008 Fall Camporee

Troop # _____ Scoutmaster _____
Please list all Scouts and Scouters who have paid the registration fee.

Adult Leaders	Patrol Name _____
1. _____	1. PL _____
2. _____	2. _____
3. _____	3. _____
4. _____	4. _____
5. _____	5. _____
6. _____	6. _____
7. _____	7. _____
8. _____	8. _____
9. _____	9. _____
10. _____	10. _____

Patrol Name _____	Patrol Name _____
1. PL _____	1. PL _____
2. _____	2. _____
3. _____	3. _____
4. _____	4. _____
5. _____	5. _____
6. _____	6. _____
7. _____	7. _____
8. _____	8. _____
9. _____	9. _____
10. _____	10. _____

Patrol Name _____	Patrol Name _____
1. PL _____	1. PL _____
2. _____	2. _____
3. _____	3. _____
4. _____	4. _____
5. _____	5. _____
6. _____	6. _____
7. _____	7. _____
8. _____	8. _____
9. _____	9. _____
10. _____	10. _____

Total Attending _____ X \$7.00 = _____ Received

Webelos Den Attendance Form

Oconee District 2008 Fall Camporee

Pack # _____ Den Leader _____

Please list all Scouts and Scouters who have paid the registration fee.

Leaders

Den Number _____

Adults

Webelos

- | | |
|-----------|-----------|
| 1. _____ | 1. _____ |
| 2. _____ | 2. _____ |
| 3. _____ | 3. _____ |
| 4. _____ | 4. _____ |
| 5. _____ | 5. _____ |
| 6. _____ | 6. _____ |
| 7. _____ | 7. _____ |
| 8. _____ | 8. _____ |
| 9. _____ | 9. _____ |
| 10. _____ | 10. _____ |

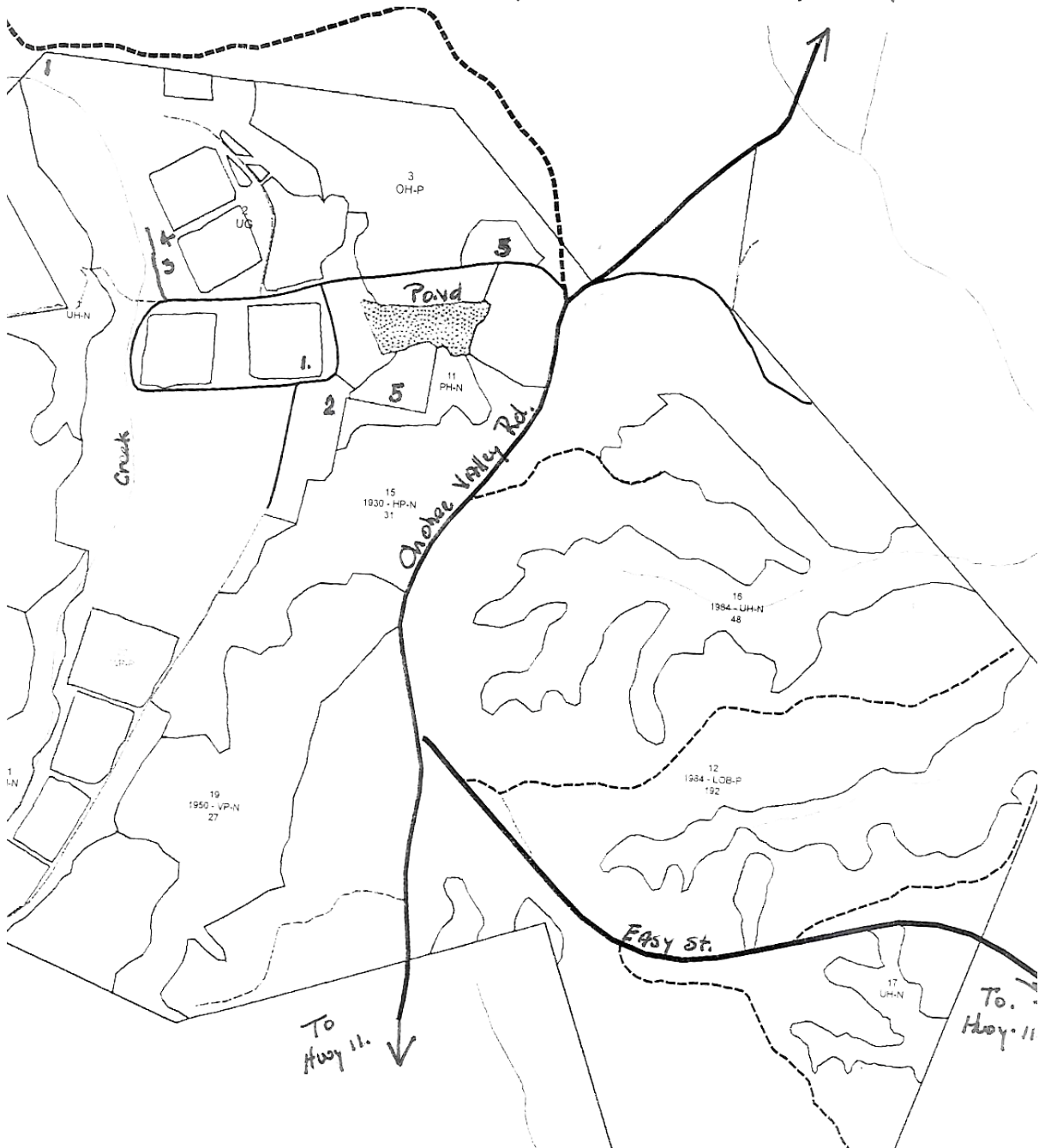
Total Attending _____ X \$7.00 = _____ Received

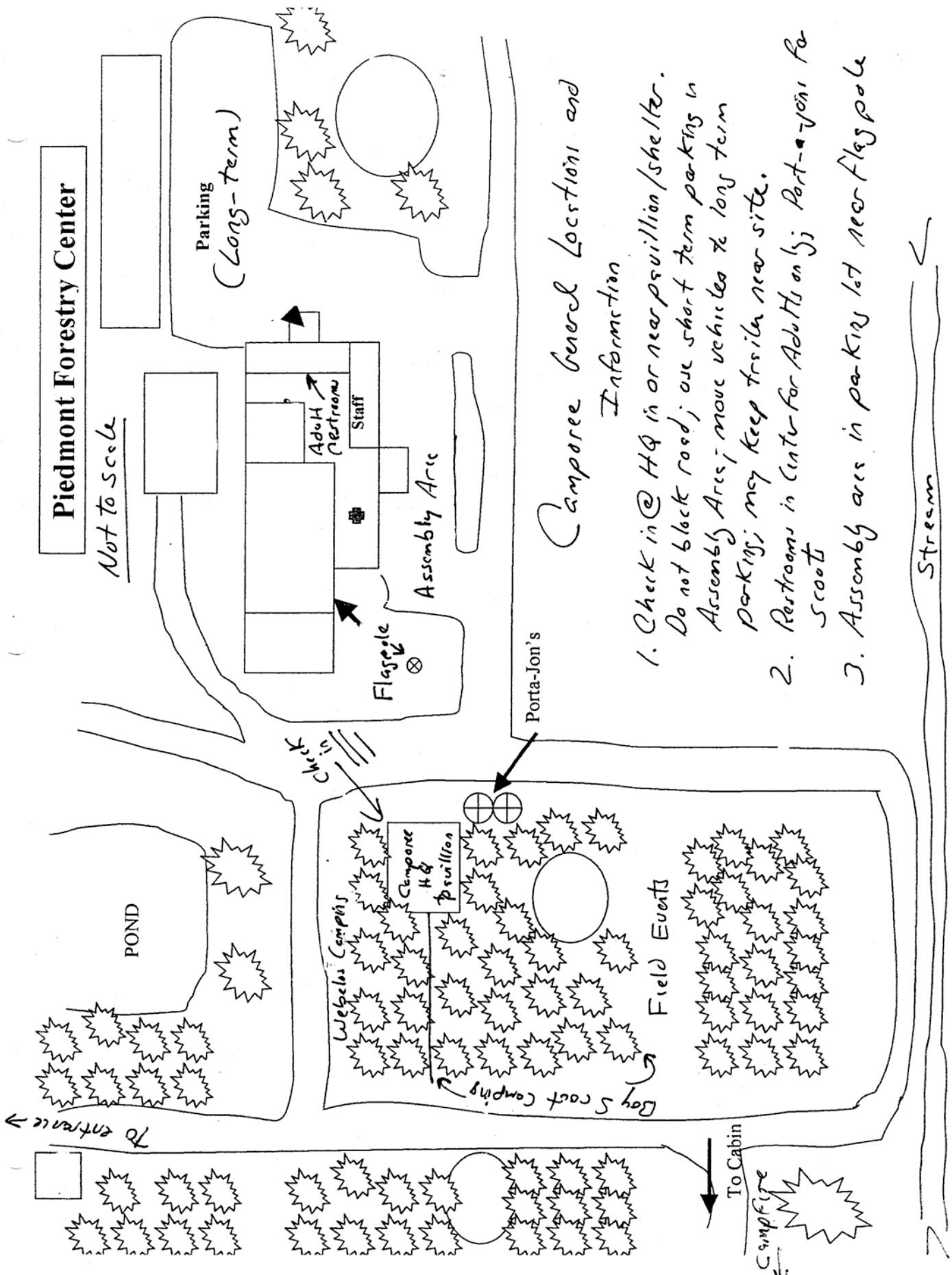
OR Day ONLY:

Total Attending _____ x \$5.00 = _____ Received

Map of Camporee Site at the Piedmont Forestry Center

1. Headquarters and shelter
2. Parking entrance and assembly area
3. Cabin – off limits
4. Shed (firewood available)
5. Houses (off limits)





Camporee General Location and Information

1. Check in @ HQ in or near pavillion/shelter. Do not block road; use short term parking in Assembly Area; move vehicles to long term parking; may keep trailer near site.
2. Restrooms in center for Adults only; Porta-Jon's for Scouts
3. Assembly area in parking lot near flagpole

Stream

UNIT FIREGUARD CHART

Fill out and post this chart on your campsite bulletin board.

Troop _____
 Camp _____
 Troop fire warden _____
 Troop campsite _____
 Dates _____



We will prevent fires by breaking matches in two after using.



Putting fires COLD OUT with water.



Feeling with fingers to test heat.

FLAMMABILITY WARNING CAMPING SAFETY RULES

NO TENT MATERIAL IS FIREPROOF AND IT CAN BURN WHEN EXPOSED TO HEAT OR FIRE. FOLLOW THESE RULES:


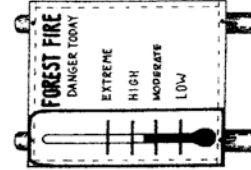
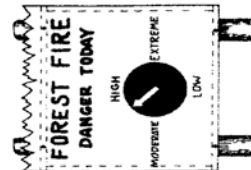
- Only flashlights and electric lanterns are permitted in tents. **NO FLAMES IN TENTS** is a rule which must be enforced.
- Chemical-fueled stoves, heaters, lanterns, lighted candles, matches, or other flame sources should never be used in or near tents.
- Do not pitch tents near open fire.
- Do not use flammable chemicals near tents: charcoal lighter, spray cans of paint, or bug killer and repellent.
- Be careful when using electricity and lighting in tents.
- Always extinguish cooking and campfires properly.
- Obey all fire laws, ordinances, and regulations.
- Keep campers informed on a daily basis of your camp's fire danger.



Clearing all burnable material 4 to 6 feet away from the fires or as required by local law.

In the case of Cub Scouts, they should immediately seek adult help, sound the alarm by yelling, "Fire!" and stay away from attempting to fight any camp fire. If adult help is not readily available, the Cub Scout should continue to sound the alarm, send a runner for help, and/or dial the camp office or 911.

VARIOUS TYPES OF FIRE DANGER SIGNS IN CAMP



Unit Campsite Fire Prevention Assignments	
First Day	Date _____ Patrol _____ Fire Warden _____ Equipment Checked _____
Second Day	Date _____ Patrol _____ Fire Warden _____ Equipment Checked _____
Third Day	Date _____ Patrol _____ Fire Warden _____ Equipment Checked _____
Fourth Day	Date _____ Patrol _____ Fire Warden _____ Equipment Checked _____
Fifth Day	Date _____ Patrol _____ Fire Warden _____ Equipment Checked _____
Sixth Day	Date _____ Patrol _____ Fire Warden _____ Equipment Checked _____
Seventh Day	Date _____ Patrol _____ Fire Warden _____ Equipment Checked _____



SOUND ALARM



DROP TENTS IF NECESSARY

IN CASE OF FIRE REPORTING AND ASSEMBLY INSTRUCTIONS

At some camps local changes are made in these suggested procedures. All exceptions, however, should be made on the recommendation and with the approval of local fire authorities.

IN A UNIT CAMPSITE

1. Sound the alarm by yelling "Fire!" and then notify the first adult you see, then report to a camp officer or the camp fire warden.
2. Extinguish a fire only if it can be done quickly and easily.
3. When the central alarm is sounded to warn the camp, quickly mobilize in your unit. Move to your preassigned point immediately and await directions.
4. A runner reports to the camp office for instructions from the camp fire warden.
5. In the event of a tent fire, you can douse it with water or sand, or simply kick out the end tent poles and let professionals fight the fire.

OUTSIDE UNIT CAMPSITE

1. If you discover a fire anywhere in camp, report immediately to the camp office so the alarm may be sounded and fire authorities notified.
2. Camp fire warden sounds the central alarm, and your unit follows steps 3 and 4 above.
3. Remember: Campers should not be directly involved in the fire fighting process except for fires that can be quickly and easily extinguished.

In case of a fire in our campsite, we will notify _____ Camp fire warden and follow the instructions of our unit fire warden.

The following groups will be invited to the Camporee to provide support for training and event support:

Red Cross (Walhalla, approximately 8 people)
 CERT (Oconee County, approximately 10-12 people)
 Foothills Trail Club (Jack Houdish (Search and Rescue))
 Army ROTC Cadets (Junior and Senior approximately 24 people)
 Oconee Sheriff's Dept. (Emergency Response Team and Dive Team)
 Rural Fire Dept. (Local and State if possible)
 South Carolina State Guard

We will strive to have 8 Instructors per merit badge.

Each group will be encouraged to have Literature about their group available.

Each group will be responsible for their own gear and food.

The following is a list of recommended literature that will prepare people for the Camporee:

BASIC INFORMATION

Boy Scout Handbook (any edition)
 Boy Scout Fieldbook (any edition)
 First Aid Merit Badge Pamphlet (latest edition)
 Emergency Preparedness Merit Badge Pamphlet (latest edition)
 Wilderness Survival Merit Badge Pamphlet (latest edition)

ADVANCED INFORMATION

How to Stay Alive in the Woods, by Bradford Angier
The Search, by Tom Brown Jr.
The Tracker, by Tom Brown Jr.
Bushcraft, by Mors Kochanski
Bushcraft, by Richard Graves
Complete Wilderness Training Book, by Hugh McManners
Complete Book of Wilderness Survival, by J. Wayne Fears
United States Air Force Search and Rescue Survival Training, Department of Defense
Search and Rescue Fundamentals, published by NASAR
 "Backwoodsman" magazine, published by Charlie Ritchie
 American Red Cross First Aid textbooks

Search and Rescue Fundamentals, published by NASAR

"Backwoodsman" magazine, published by Charlie Ritchie

American Red Cross First Aid textbooks